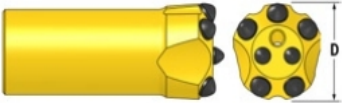



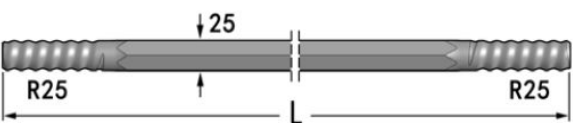


# R25 (1) SERIES DRIFTING & TUNNELLING EQUIPMENT

Description	Gauge diameter		Angle	Button No. size		Flushing hole			Weight	Part No.
	mm	in		Gauge	Face	Side	Face	kg		
<b>Button bit-R25 (1")</b>										
	33	1 5/16	35	5×7	2×7	1	1	0.4	1431-33R25-27/57-45-31	
	33	1 5/16	30	5×8	2×7	1	1	0.4	1431-33R25-27/58-45-31	
	35	1 3/8	40	5×8	2×7	1	1	0.4	1431-35R25-27/58-45-31	
	37	1 15/32	35	5×9	2×7	1	1	0.5	1431-37R25-27/59-45-31	
	38	1 1/2	35	5×9	2×8	1	1	0.5	1431-38R25-28/59-45-31	
	41	1 5/8	40	5×9	2×8	2	1	0.6	1431-41R25-28/59-45-31	
	43	1 11/16	40	5×9	2×9	2	1	0.6	1431-43R25-29/59-45-31	
	45	1 3/4	35	5×10	2×9	2	1	0.7	1431-45R25-29/510-45-31	
48	1 7/8	35	5×10	2×9	2	1	1.0	1431-48R25-29/510-45-31		
	45	1 3/4	40	6×9	3×8	—	3	0.8	1431-45R25-38/69-45-31	
	51	2	40	6×9	3×8	—	3	1.2	1431-51R25-39/610-45-31	

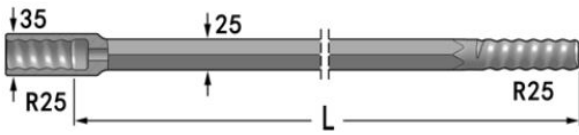
<b>Reaming bit and pilot adapter, 6° taper, R25-thread</b>										
	64	2 1/2	30	4×8	8×9	—	—	0.9	1441-646-48/89-45-31	
	76	3	30	4×10	8×10	—	—	1.3	1441-766-410/810-45-31	
	89	3 1/2	30	4×11	8×11	—	—	1.7	1441-896-411/811-45-31	
	26	1 1/32	~	12×8	—	—	1.4	1442-26R25-12/8-42-22		

Description	Effective Length(L)			Diameter		Weight	Part No.
	mm	ft	in	mm	in		
<b>Extension rod R25-Hex.25-R25</b>							
	915	2	7	25	1	3.66	23H25-R25-0915-23
	1220	3	7	25	1	4.88	23H25-R25-1220-23
	1525	5	3	25	1	6.1	23H25-R25-1525-23
	1830	6	7	25	1	7.32	23H25-R25-1830-23
	2435	8	-	25	1	9.74	23H25-R25-2435-23
	3050	10	-	25	1	12.2	23H25-R25-3050-23

# R25 (1) SERIES DRIFTING & TUNNELLING EQUIPMENT

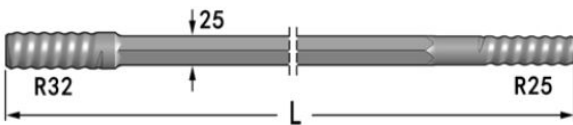
Description	Effective Length(L)			Diameter		Weight	Part No.
	mm	ft	in	mm	in		

Extension rod R25-Hex.25-R25



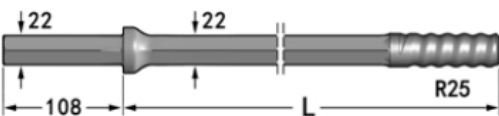
915	2	7	25	1	4.16	24H25-R25/35-0915-23
1220	3	7	25	1	5.38	24H25-R25/35-1220-23
1525	5	3	25	1	6.6	24H25-R25/35-1525-23
1830	6	7	25	1	7.82	24H25-R25/35-1830-23
2435	8	-	25	1	10.24	24H25-R25/35-2435-23
3050	10	-	25	1	12.7	24H25-R25/35-3050-23

Drifter rod, R32-Hex25-R25



2200	7	2 5/8	25	1	8.9	22H25-R25/R32-2200-23
2400	7	10 1/2	25	1	9.7	22H25-R25/R32-2400-23
2600	8	6 3/8	25	1	10.5	22H25-R25/R32-2600-23
2800	9	2 1/4	25	1	11.3	22H25-R25/R32-2800-23
3090	10	1 5/8	25	1	12.4	22H25-R25/R32-3090-23
3700	12	1 5/8	25	1	14.9	22H25-R25/R32-3700-23

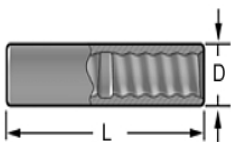
Shank end rod Hex22x108-R25



255	2	-	22	7/8	1.52	21H22-R25/108-0255-23
800	2	6	22	7/8	3.68	21H22-R25/108-0800-23
1000	3	3	22	7/8	4.48	21H22-R25/108-1000-23

Description	Effective Length(L)			Diameter		Weight	Part No.
	mm	ft	in	mm	in		

R25 Coupling Sleeve



150	-	6	35	1 3/8	0.7	31-R25-35-150-23
-----	---	---	----	-------	-----	------------------