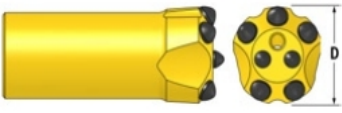
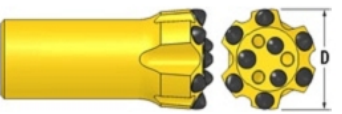
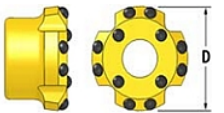

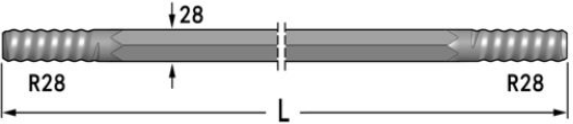
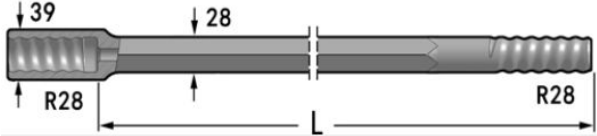


R28 (1 1/8) SERIES DRIFTING & TUNNELLING EQUIPMENT

Description	Gauge diameter		Angle	Button No. size		Flushing hole		Weight	Part No.
	mm	in		Gauge	Face	Side	Face		
Button bit-R28 (1 1/8")									
	37	1 15/32	30	5×9	2×7	1	1	0.6	1431-37R28-27/59-45-31
	38	1 1/2	30	5×9	2×7	1	1	0.6	1431-38R28-27/59-45-31
	41	1 5/8	35	5×9	2×8	1	1	0.7	1431-41R28-28/59-45-31
	43	1 11/16	35	5×9	2×9	2	1	0.7	1431-43R28-29/59-45-31
	45	1 3/4	35	6×9	3×8	1	3	0.8	1431-45R28-38/69-45-31

Reaming bit and pilot adapter, 6° taper, R28-thread									
	64	2 1/2	30	4×8	8×9	-	-	1.0	1441-646-48/89-45-31
	76	3	30	4×10	8×10	-	-	1.3	1441-766-410/810-45-31
	89	3 1/2	30	4×11	8×11	-	-	1.7	1441-896-411/811-45-31
	26	1 1/32	~	15×8	-	-	1.4	1442-26R28-15/8-45-22	

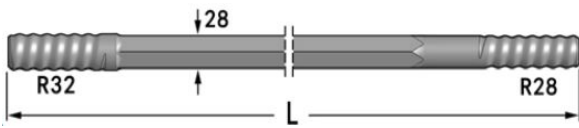
Description	Effective Length(L)			Diameter		Weight	Part No.
	mm	ft	in	mm	in		
Extension rod, R28-Hex28-R28 	3050	10	-	28	1 1/8	15.0	23H28-R28-3050-23

Speed rod, R28-Hex28-R28 	3050	10	-	28	1 1/8	15.0	24H28-R28/39-3050-23
---	------	----	---	----	-------	------	----------------------

R28 (1 1/8) SERIES DRIFTING & TUNNELLING EQUIPMENT

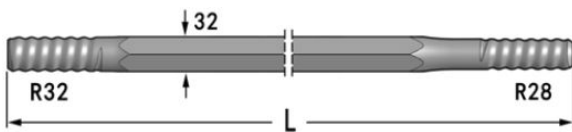
Description	Effective Length(L)			Diameter		Weight	Part No.
	mm	ft	in	mm	in		

Drifter rod, R32-Hex28-R28



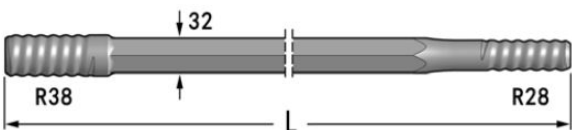
2400	7	10 1/2	28	1 1/8	12.3	22H28-R28/R32-2400-23
2700	9	1 1/4	28	1 1/8	14.1	22H28-R28/R32-2750-23
3090	10	1 5/8	28	1 1/8	15.8	22H28-R28/R32-3090-23
3700	12	1 5/8	28	1 1/8	18.9	22H28-R28/R32-3700-23
4310	14	1 5/8	28	1 1/8	22.0	22H28-R28/R32-4310-23

Drifter rod, R32-Hex32-R28



2400	7	10 1/2	32	1 1/4	15.5	22H32-R28/R32-2400-23
2700	9	1 1/4	32	1 1/4	17.5	22H32-R28/R32-2700-23
3090	10	1 5/8	32	1 1/4	20.0	22H32-R28/R32-3090-23
3700	12	1 5/8	32	1 1/4	23.5	22H32-R28/R32-3700-23
4310	14	1 5/8	32	1 1/4	27.4	22H32-R28/R32-4310-23

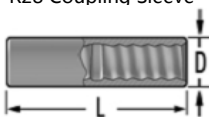
Drifter rod, R38-Hex32-R28



2400	7	10 1/2	32	1 1/4	15.5	22H32-R28/R38-2400-23
2700	9	1 1/4	32	1 1/4	17.5	22H32-R28/R38-2700-23
3090	10	1 5/8	32	1 1/4	20.0	22H32-R28/R38-3090-23
3700	12	1 5/8	32	1 1/4	23.5	22H32-R28/R38-3700-23
4310	14	1 5/8	32	1 1/4	27.4	22H32-R28/R38-4310-23

Description	Effective Length(L)			Diameter		Weight	Part No.
	mm	ft	in	mm	in		

R28 Coupling Sleeve



150	5 7/8	-	40	1 23/40	0.9	31-R28-40-150-23
-----	-------	---	----	---------	-----	------------------