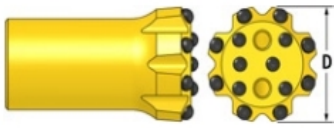


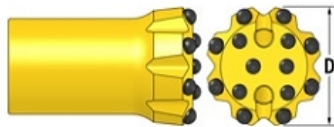
T51 (2") SERIES BENCH & LONG HOLE DRILLING EQUIPMENT

Description	Gauge diameter		Angle	Button No. size		Flushing hole			Weight	Part No.
	mm	in		Gauge	Face	Side	Face	kg		

Button Bits, Flat Face



89	3 1/2"	35	8×13	6×12	-	2	4.1	1431-89T51-612/813-45-31
89	3 1/2"	40	8×12	6×12	-	2	4.1	1431-89T51-612/812-45-31
102	4"	35	8×14	6×13	-	2	5.2	1431-102T51-613/814-45-31
102	4"	40	8×13	6×13	-	2	5.2	1431-102T51-613/813-45-31

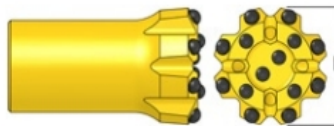


89	3 1/2"	35	8×13	6×12	-	2	4.0	1431-86T51-612/813-45-51
102	4"	35	8×14	6×13	-	2	5.1	1431-102T51-613/814-45-51
115	4 1/2"	35	8×14	7×13	-	2	6.6	1431-115T51-713/814-45-31
127	5"	35	8×16	8×14	-	2	8.7	1431-127T51-814/816-45-31



89	3 1/2"	35	9×12	6×12	-	3	4.1	1431-89T51-612/912-45-31
102	4"	35	9×13	6×13	-	3	5.2	1431-102T51-613/913-45-31
115	4 1/2"	35	9×13	7×13	-	3	6.7	1431-115T51-713/913-45-31
115	4 1/2"	35	9×14	7×14	-	3	6.8	1431-115T51-714/914-45-31
127	5"	35	9×14	7×14	-	3	8.8	1431-127T51-714/914-45-31
127	5"	35	9×16	7×16	-	3	8.9	1431-127T51-716/916-45-31

Button Bits, Drop Center



89	3 1/2"	35	6×13	5×12	-	3	3.9	1433-89T51-512/613-45-31
89	3 1/2"	35	8×12	6×12	-	4	4.0	1433-89T51-612/812-45-31
102	4"	35	8×14	6×14	-	4	5.1	1433-102T51-614/814-45-31
115	4 1/2"	35	8×14	8×14	-	4	6.6	1433-115T51-814/814-45-31
127	5"	35	8×16	4×16,4×14	-	4	8.7	1433-127T51-816/816-45-31

Button Bits, Retrac & Flat Face

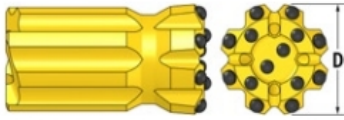


89	3 1/2"	35	8×13	6×12	-	2	4.4	1531-89T51-612/813-45-31
102	4"	35	8×14	6×12	-	2	6.5	1531-102T51-612/814-45-31
115	4 1/2"	35	8×14	7×13	-	2	8.3	1531-115T51-713/814-45-31
127	5"	35	8×16	8×14	-	2	10.7	1531-127T51-814/816-45-31

T51 (2") SERIES BENCH & LONG HOLE DRILLING EQUIPMENT


Description	Gauge diameter		Angle	Button No. size		Flushing hole			Weight	Part No.
	mm	in		Gauge	Face	Side	Face	kg		

Button Bits, Retrac & Drop Center



89	3 1/2"	35	6×13	5×12	-	3	4.2	1533-89T51-512/613-45-31
89	3 1/2"	35	8×12	6×12	-	4	4.3	1533-89T51-612/812-45-31
102	4"	35	8×14	6×14	-	4	6.4	1533-102T51-614/814-45-31
115	4 1/2"	35	8×14	8×14	-	4	8.3	1533-115T51-814/814-45-31
127	5"	35	8×16	8×14	-	4	10.7	1533-127T51-814/816-45-31

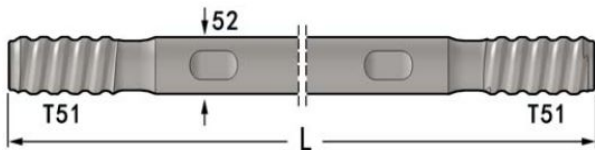
Reaming bit integration model



152	6"	35	9×14	11×14	2	2	10.6	1441-152T51-1114/914-45-31
-----	----	----	------	-------	---	---	------	----------------------------

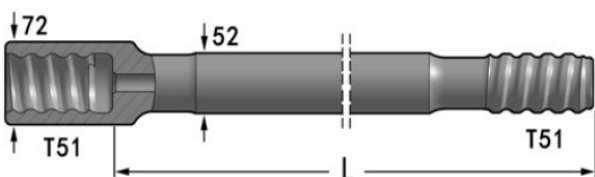
Description	Effective Length(L)			Diameter		Weight	Part No.
	mm	ft	in	mm	in		

Extension Rod, T51-Round52-T51



3660	12	-	51	2	49.6	23R52-T51-3660-23
4270	14	-	51	2	58.1	23R52-T51-4270-23
6100	20	-	51	2	82.9	23R52-T51-6100-23

MF-Rod, T51-Round52-T51

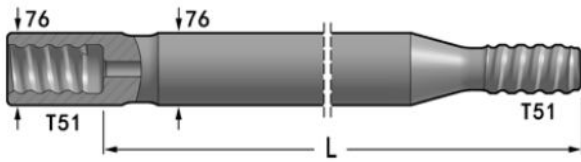


1525	5	-	51	2	22	24R52-T51/72-1525-23
1830	6	-	51	2	26.4	24R52-T51/72-1830-23
3660	12	-	51	2	52.8	24R52-T51/72-3660-23
4270	14	-	51	2	61.6	24R52-T51/72-4270-23

T51 (2") SERIES BENCH & LONG HOLE DRILLING EQUIPMENT

Description	Effective Length(L)			Diameter		Weight	Part No.
	mm	ft	in	mm	in		

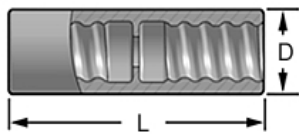
Guide tube, MF, T51



1830	6	-	76	3	40	24G76-T51/76-1830-23
3660	12	-	76	3	79.1	24G76-T51/76-3660-23
4270	14	-	76	3	92.3	24G76-T51/76-4265-23

Description	Effective Length(L)			Diameter		Weight	Part No.
	mm	ft	in	mm	in		

T51 Coupling Sleeve



72	-	2 7/8	235	9 1/4	4.4	31 -T51 -72-235-23
77	-	3	235	9 1/4	5.5	31 -T51 -77-235-23